

# 6GY135W [ EPA Tier III ] [ IMO Tier III ]

[ China Marine Regulation, Stage I & II ]

C-rating 372kW [499mhp]



- Common Rail system
- 6-cylinder, direct injection, heat exchanger cooling.
- Turbocharger + intercooler.
- 4-valves per cylinder for higher combustion efficiency.
- Available either with marine gear or without marine gear.
- Conform to IMO Tier II, China2 emissions regulations.

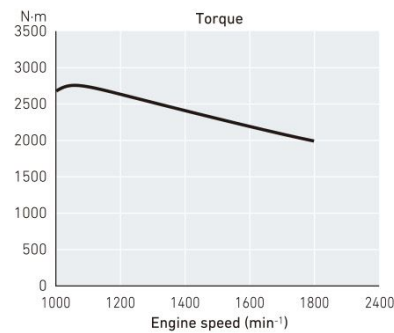
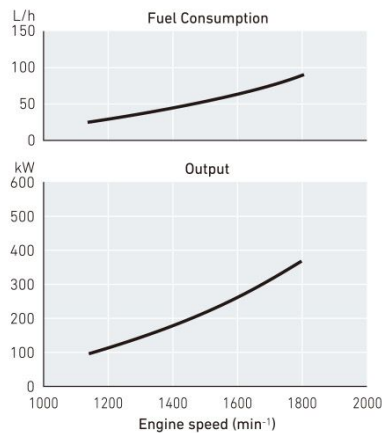
## Specifications

Model	6GY135W C-rating	
Number of cylinders	6 in-line	
Bore x stroke	mm	135 x 170
Displacement	lit.	14.600
Rated output	kW[mhp]/rpm	372[499]/1800
Combustion system	Direct injection	
Aspiration	Turbocharger + intercooler	
Starting system	Electric starting motor [24V 6.0kW]	
Cooling system	Heat exchanger	
Size of flywheel housing and flywheel	SAE #1 and 14 in.	
Dry mass	kg	1825 [without marine gear]
Dimensions [ LxWxH ]	mm	1645x1055x1254

## Marine gear specifications / Engine model : 6HYM-WET S-rating

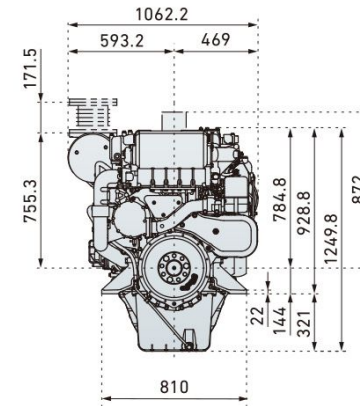
Model	YXH-160-7	
Type	Hydraulic multi-disc clutch	
Reduction ratio [Ahead]	1.97 2.46 3.05 3.24	
Direction of rotation [propeller shaft]	Clockwise or counter-clockwise	
Dry weight	kg	422

## Performance curves

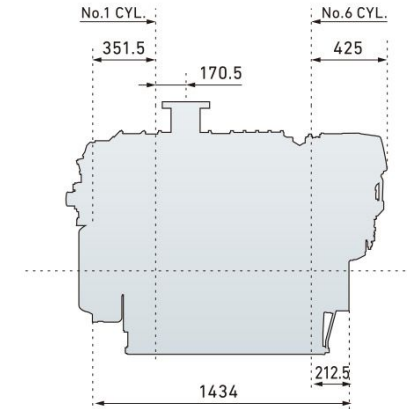


## Dimensions [ mm ]

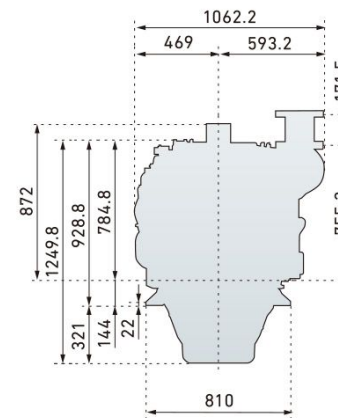
■ Engine only / Front view



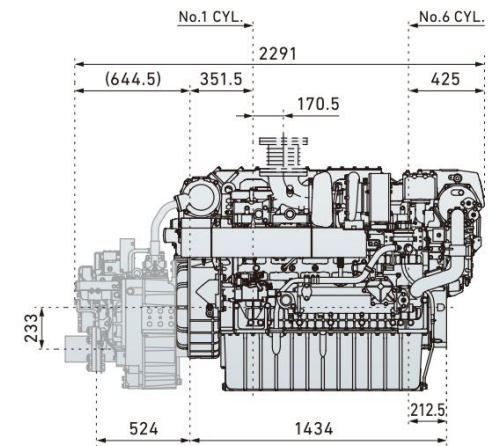
■ Engine only / Right side view



■ Engine only / Rear view



■ With YXH160-7 gearbox / Right side view



- Marine gear

# 6GY135W [ EPA Tier III ] [ IMO Tier III ]

[ China Marine Regulation, Stage I & II ]

H-rating **447kW [559mhp]**

M-rating **522kW [700mhp]**



- Common Rail system
- 6-cylinder, direct injection, heat exchanger cooling.
- Turbocharger + intercooler.
- 4-valves per cylinder for higher combustion efficiency.
- Available either with marine gear or without marine gear.
- Conform to IMO Tier II, China2 emissions regulations.

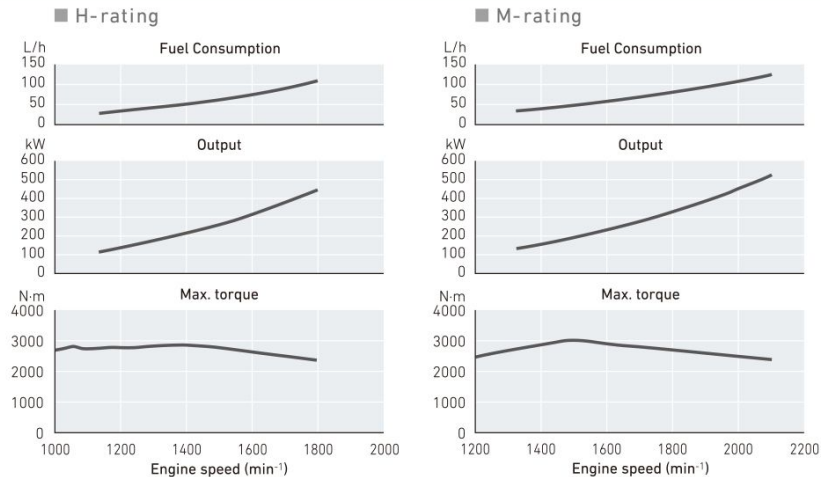
## Specifications

Model	6GY135W H-rating	6GY135W M-rating
Number of cylinders	6 in-line	
Bore x stroke	mm 135 x 170	
Displacement	lit. 14.600	
Rated output	kW[mhp]/rpm 447[599]/1800	522[700]/2100
Combustion system	Direct injection	
Aspiration	Turbocharger + intercooler	
Starting system	Electric starting motor [24V 6.0kW]	
Cooling system	Heat exchanger	
Size of flywheel housing and flywheel	SAE #1 and 14 in.	
Dry mass	kg 1825 [without marine gear]	
Dimensions [ LxWxH ]	mm 1645x1055x1254	

## Marine gear specifications / Engine model : 6HYM-WET S-rating

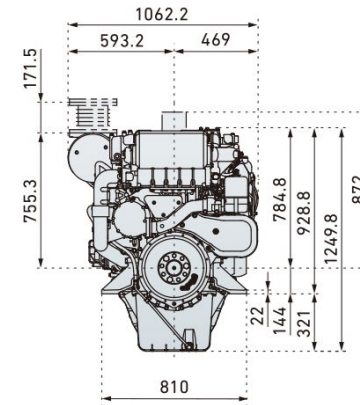
Model	YXH-160-7
Type	Hydraulic multi-disc clutch
Reduction ratio [Ahead]	1.97 2.46 3.05 3.24
Direction of rotation [propeller shaft]	Clockwise or counter-clockwise
Dry weight	kg 422

## Performance curves

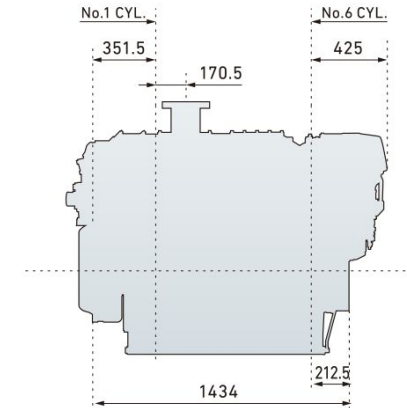


## Dimensions [ mm ]

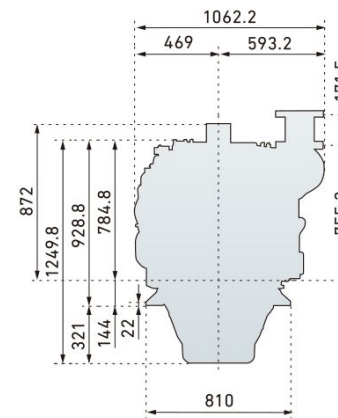
■ Engine only / Front view



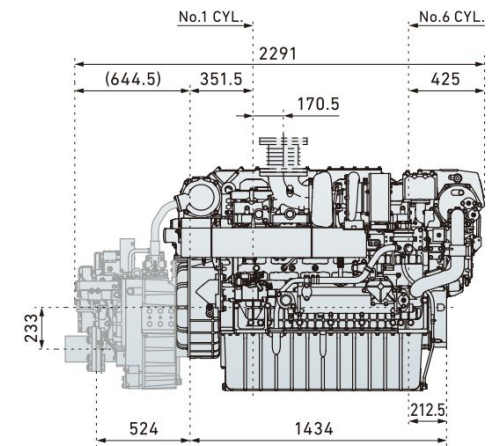
■ Engine only / Right side view



■ Engine only / Rear view



■ With YXH160-7 gearbox / Right side view



– Marine gear

# 6GY135W [ EPA Tier III ] [ IMO Tier III ]

[ China Marine Regulation, Stage I & II ]

L-rating **559kW [750mhp]**

S-rating **599kW [803mhp]**



- Common Rail system
- 6-cylinder, direct injection, heat exchanger cooling.
- Turbocharger + intercooler.
- 4-valves per cylinder for higher combustion efficiency.
- Available either with marine gear or without marine gear.
- Conform to IMO Tier II, China2 emissions regulations.

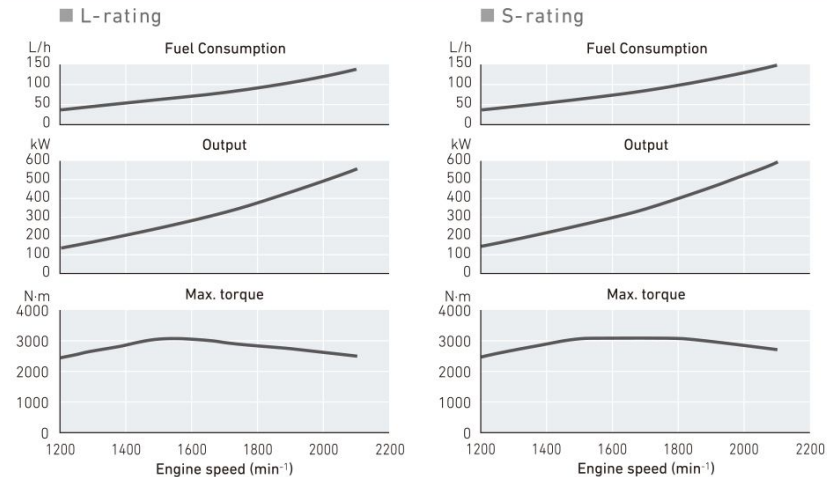
## Specifications

Model	6GY135W L-rating	6GY135W S-rating
Number of cylinders	6 in-line	
Bore x stroke	mm 135 x 170	
Displacement	lit. 14.600	
Rated output	kW[mhp]/rpm 559[750]/2100	599[803]/2100
Combustion system	Direct injection	
Aspiration	Turbocharger + intercooler	
Starting system	Electric starting motor [24V 6.0kW]	
Cooling system	Heat exchanger	
Size of flywheel housing and flywheel	SAE #1 and 14 in.	
Dry mass	kg 1825 [without marine gear]	
Dimensions [ L×W×H ]	mm 1645×1055×1254	

## Marine gear specifications / Engine model : 6HYM-WET S-rating

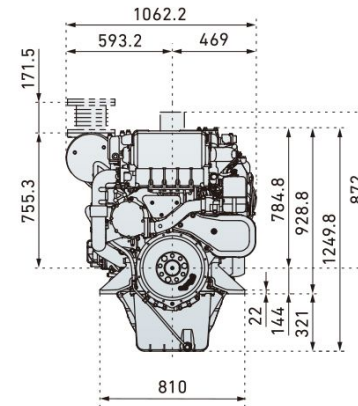
Model	YXH-160-7
Type	Hydraulic multi-disc clutch
Reduction ratio [Ahead]	1.97 2.46 3.05 3.24
Direction of rotation [propeller shaft]	Clockwise or counter-clockwise
Dry weight	kg 422

## Performance curves

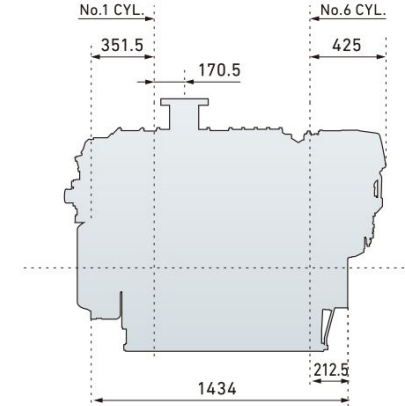


## Dimensions [ mm ]

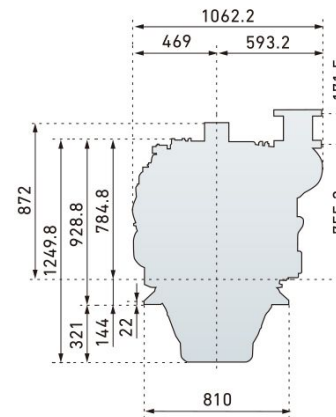
■ Engine only / Front view



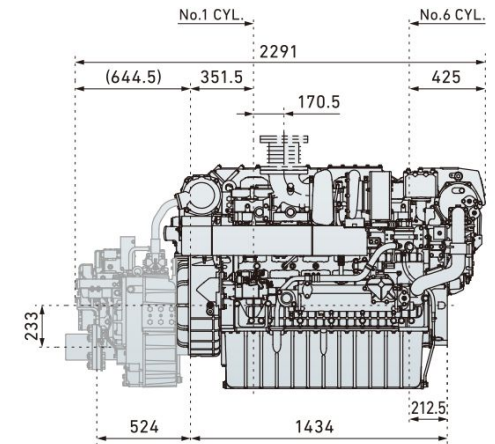
■ Engine only / Right side view



■ Engine only / Rear view



■ With YXH160-7 gearbox / Right side view



- Marine gear