



Quick Couplers

DESCRIPTION

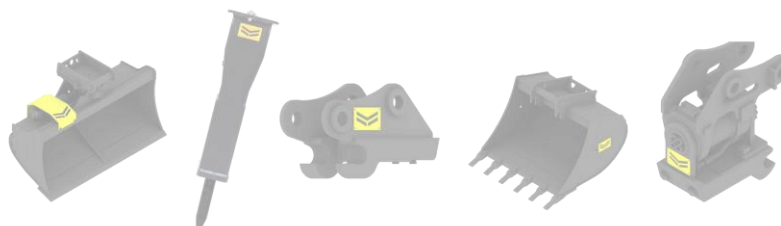
Quick coupler allows you to change attachments quickly and easily. It saves you time so you can focus on job in hand. Quick coupler comes in various types:

- L-System : "Lenhoff" is proven system, commonly used in Germany and in Central Europe. They come in mechanical and hydraulic versions.
- R-System: "Retromatic" is a powerful quick coupler system commonly used in France. Its simple and reliable.
- S-System: "Symmetric" quick coupler is light and robust. It is commonly used in Scandinavian countries.

MACHINE COMPATIBILITY

CRAWLER EXCAVATOR > 0-2 T

SYSTEM	SV08-1AS	ViO10-2A	ViO12-2A	SV15 _{VT}	SV16	SV17 _{VT}	ViO17	SV18	SV19 _{VT}
L-SYSTEM	-	CSW01 MECH							
R-SYSTEM	MODULE 0								
S-SYSTEM	-								





Quick Couplers

CRAWLER EXCAVATOR > 2-3 T

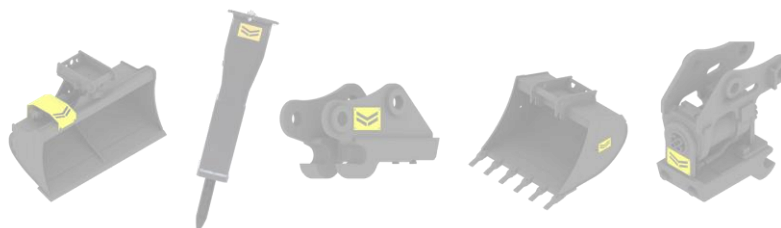
SYSTEM	SV22	ViO23-6	ViO26-6	ViO27-6	SV26
L-SYSTEM	CSW03 MECH				
				HCSW03 HYD	
R-SYSTEM	MODULE 1				
S-SYSTEM*					S40

*only hydraulic quick coupler

CRAWLER EXCAVATOR > 3-8 T

SYSTEM	ViO33-6	ViO38-6	ViO50-6	ViO57-6	SV60
L-SYSTEM	CSW03 MECH				
	HCSW03 HYD				
R-SYSTEM	MODULE 1		MODULE 2		
S-SYSTEM*	S40				

*only hydraulic quick coupler





Quick Couplers

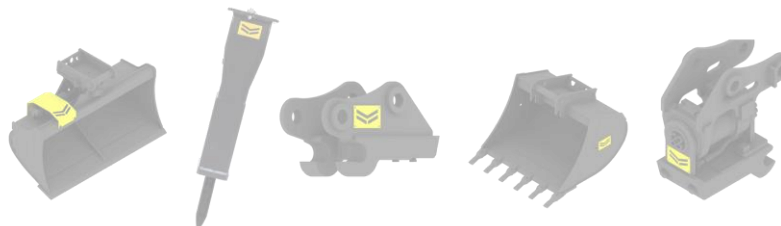
CRAWLER EXCAVATOR > 8-12 T

SYSTEM	ViO80-1	ViO82	ViO80-2PB	B7-6	SV100-2	SV100-2PB	SV120
L-SYSTEM	CSW08 MECH						
	HCSW08 HYD						
R-SYSTEM	MODULE 3				-		
	MODULE 4			-	MODULE 4		
	-				MODULE 4H		
S-SYSTEM*	S45			-	S45		
	S50			-	S50		

*only hydraulic quick coupler

WHEEL EXCAVATOR

SYSTEM	B75W	B95W	B110W
L-SYSTEM	CSW08 MECH		
	HCSW08 HYD		
R-SYSTEM	MODULE 3		MODULE 4
	MODULE 3H		MODULE 4H





Quick Couplers

TECHNICAL DATA

SYSTEM	MODEL	TYPE	WEIGHT
L-SYSTEM	CSW01 MECH	Mechanical Quick Coupler	18 – 20 kg
	CSW03 MECH	Mechanical Quick Coupler	37 kg
	HCSW03 HYD	Hydraulic Quick Coupler	37 kg
	CSW08 MECH	Mechanical Quick Coupler	75 – 78 kg
	HCSW08 HYD	Hydraulic Quick Coupler	81 – 83 kg
R-SYSTEM	MODULE 0	Semi Auto Quick Coupler	19 kg
	MODULE 1	Semi Auto Quick Coupler	35 kg
	MODULE 2	Semi Auto Quick Coupler	51 kg
	MODULE 3	Semi Auto Quick Coupler	98 kg
	MODULE 3H	Hydraulic Quick Coupler	107 kg
	MODULE 4	Semi Auto Quick Coupler	100 – 130 kg
	MODULE 4H	Hydraulic Quick Coupler	149 kg
S-SYSTEM	S40	Hydraulic Quick Coupler	30 – 35 kg
	S45	Hydraulic Quick Coupler	70 kg
	S50	Hydraulic Quick Coupler	70 kg

