



YANMAR

COMPACT WHEEL LOADER

V65



Operating weight

4200 kg

Net Power

36.4 kw (50 HP)

Bucket capacity

0,65 - 1,0 m³

Steering

Articulated steering

Absolute reliability



STRAIGHT AND RIGID ARTICULATION

For better reliability, for better stability. The wheels forward and backward follow the same way. No damage to the lawns, or pavements. Short turning radius and optimal positioning of pallet forks. Less wear on tires.



REAR OSCILLATING AXLE

Improved operator comfort, increased machine stability, longer life. The stability of the machine is optimized when using the bucket and forks.



PARALLEL KINEMATICS

Thanks to its parallel kinematic system, the V65 takes loads quickly and precisely without having to constantly adapt the load angle.





EASY TO USE

The V65 is fitted with various equipment which enable precise, comfortable and productive control of the machine: Fingertip control and multi-function joysticks offer optimal handling to the operator for a productive day work.



COMFORTABLE CABIN

Designed to ensure maximum comfort and productivity for the operator. The performance enhancing environment provides a very pleasant working atmosphere. The machine remains easy to handle, even when used in challenging conditions. This help driver and machine deliver high productivity.



MOTOR

Complies with EU Phase III A / EPA Tier 4 Interim standards, guaranteeing reduced fuel consumption and emissions. The cross-mounted motor allows easy access for maintenance and acts as a counterweight.



HYDRAULIC QUICK-HITCH SYSTEM

The quick-hitch system allows the accessories to be easily changed from the cabin with two hand controls.

LOADER CONCEPT

ARTICULATED STEERING WITH OSCILLATING REAR AXLE

When used at a densely built-up location or construction sites with limited space, the articulated steering delivers great maneuverability with its 40° steering angle.

The articulated steering also allows the bucket to approach the load in a straight line, even at the maximum steering angle. This affords the operator greater flexibility in terms of picking up pallets or setting down loads. The oscillating rear axle has a wide slewing angle of 12°, keeping all 4 wheels in contact with the ground at all times, even when working on uneven ground. Only the rear axle oscillates - unlike other manufacturers, where the whole of the rear end oscillates. This means the weight of the machine is always moving in the same direction as the bucket, which in turn increases the pressure on the ground when backing up.



DIMENSIONS

The V65 has very compact dimensions in all aspects: height (<2.7m), width, length and turning radius. These compact dimensions contribute to the high maneuverability of Yanmar wheel loaders.



LIFTING FRAME

PARALLEL KINEMATICS

The parallel kinematics system allows you to lift a load quickly and precisely without constantly having to adjust the loading angle.


While the kinematics system takes care of the stroke angle, the operator is free to concentrate on where exactly to set down the load.

The parallel kinematics system optimizes work cycles when loading and unloading the second row on a truck. The clever design ensures the tilt control lever does not collide with the body of the truck.



HYDRAULIC QUICK HITCH

Replace tools quickly and easily from the cab using the quick-hitch system thanks to two-handed operation. It is easy and very safe to operate and allows quick and smooth change of attachments.



POWERLINE



ENGINE

The V65 is fitted with a powerful engine which delivers results in terms of operation and environmental protection. Fewer emissions, more power. Engine: EU Stage III A, EPA TIER IV interim.

HYDROSTATIC TRANSMISSION

Hydrostatic high-pressure transmission, maximum productivity thanks to hydrostatic drive technology – smooth power development without interruption of traction.

WORKING HYDRAULIC

The working hydraulic (3rd Section) work completely independently of the hydraulics for transmission. 3rd Section for operation of hydraulic quick coupler and common work tools.

Additional control circuit (4th Section*) for operation of special attachments, which requires hydraulic oil flow (optional). The 4th Section is also available with High Flow function (optional).

AUTOMATIC DIFFERENTIAL LOCK

The V65 fits with permanent all-wheel drive and automatic self-locking differentials on the front and rear axles (35% locking effect). Both provide enhanced traction when traveling in a straight line and turning corners – perfect for bucket loading.

TRAVEL RIDE CONTROL*

The travel ride control function induces a suspension effect in the boom cylinder thanks to an accumulator. This system improves the drivability of the loader when transporting loads on uneven ground or driving at high travel speed. This feature improves drastically the operator comfort.

TRACTIVE FORCE

The hydrostatic transmission is characterized by its high power and smooth adjustment. This results for the operator in high rim pull for effective pushing or digging and good travel performance even on steep inclines.



*Option for V65

SAFE AND EASY CONTROL



What this means for you:

- + Safe operation to change the different attachments
- + Best overview for all main functions of the machine and its components.



ADJUSTABLE STEERING WHEEL

The adjustable steering wheel is part of the standard equipment of the machine. It improves the operator comfort and makes it easier to enter and exit the cabin from both sides.



OPERATOR STATION


Designed with driver comfort and productivity in mind, the cabine features noise and vibration damping and is ROPS/FOPS-approved.

ALL-AROUND VISIBILITY

Visibility is optimized through big windows. The optimal visibility leads to greater safety on jobsites. Front visibility is optimal on the attachment for faster and safer operation.

SECOND DOOR

- + Optimal cabine ventilation
- + Communication possible on both sides
- + Cab easy to clean
- + Improved visibility, even at ground level



COMFORTABLE & ADJUSTABLE SEAT

Our standard seat with hydraulic suspension, adjustable in position and weight, makes it more comfortable for the driver.

ERGONOMICALLY DESIGN CONTROLS FOR FATIGUE-FREE OPERATION

A lot of attention has been paid to an outstanding ergonomomy to improve operator comfort.





PERFORMANCE

TRAVEL SPEED

Operating in a closed circuit, the hydrostatic travel drive delivers lots of power while keeping fuel consumption low. The V65 loader can achieve up to 20 km/h on the road.

As an option, the V65 can also offer 0 to 30 km/h.



BRAKE INCHING PEDAL

By using the brake inching pedal, fine-tuning of the hydraulic performance is possible. The driver can modify the power between the drive and the working hydraulics. It allows to slow down the loader while keeping the engine rpm up. This feature improves the cycle time of digging and loading operations. This inch brake pedal prevents wheel spin and avoids excessive wear of the tires.



TAILORED FOR YOUR JOB

In order to provide a wheel loader adapted for the job, Yanmar offers numerous equipment packages and additional equipment. Using equipment tailored to the job helps increase productivity, reduce wear and damage.

PROTECTION PACKAGE FOR HARSH ENVIRONMENTS

- + Special coating with 2K paint
- + Piston rods for lift, tilt, and steering cylinders with chrome/nickel coating (instead of the standard chrome coating)

LIFTING ARM

- + Burst valves for lift and tilt cylinders

HYDRAULICS

- + Fourth hydraulic control circuit
- + Hydraulic shock absorbers
- + Biodegradable hydraulic oil

ROAD PERMISSION

The V65 may be driven on the road and can also be used with an optional towing hitch as a tractor unit.

* Available in option.

CAB


- + FOPS II* modification kit (protection against falling objects)
- + Heated external mirror
- + Supplementary diesel heating (independent of engine) with circulation system
- + Sliding window on right-hand side
- + Air conditioning

MAINTENANCE

- + Central lubrication
- + Electric refueling pump


OPERATION

- + Automatic return to dig position
- + Reverse signal
- + Electronic immobiliser
- + Creeper gear



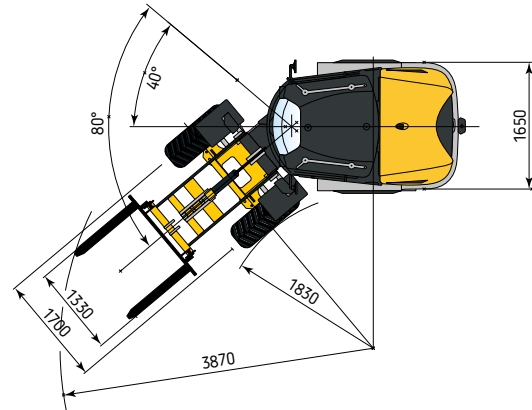
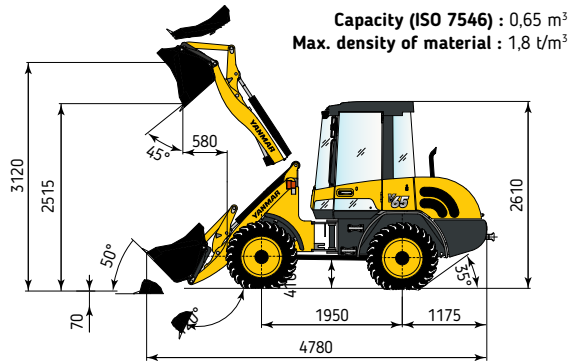
MAINTENANCE

The large opening offered by the engine hood allows an easy access to all main service items, for an easy and fast maintenance. This contributes to reduce the TCO of the machine. Daily tasks can be performed from ground level to save time.

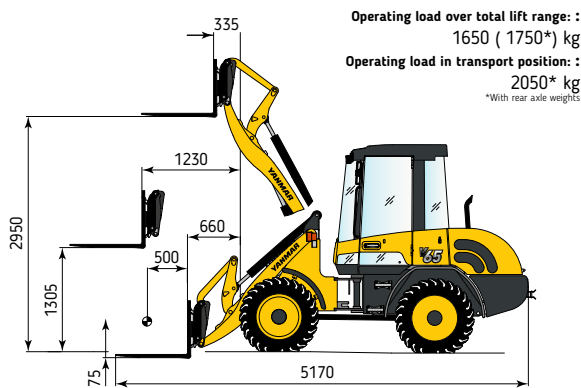


DIMENSIONS

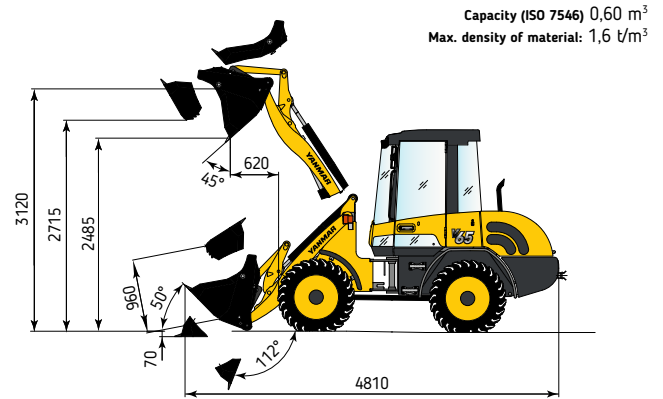
GENERAL-PURPOSE BUCKET



FORK LIFT ATTACHMENT



MULTI-PURPOSE BUCKET



Overall length	4780 mm
Wheelbase	1950 mm
Overall height	2610 mm
Ground clearance	410 mm
Overall width (outside of tires)	1650 mm
Overall width (bucket)	1700 mm
Dumping height (w/o teeth)	2515 mm
Dumping reach (w/o teeth)	580 mm
Max. hinge pin height	3120 mm
Max. lifting height	2950 mm
Digging depth	70 mm
Tilt back angle (at traveling position) Deg.	50°
Dumping angle Deg.	45°
Articulation angle Deg.	40°
Turning radius (track circle)	1830 mm
Turning radius (bucket circle)	3870 mm

BUCKET TYPE

	Contents	Density	Width	Dump height
General-purpose bucket, quick-attach system (QAS), teeth	0,65 m ³	1,8 t/m ³	1700 mm	2515 mm
General-purpose bucket, QAS, bolt-on cutting edge	0,65 m ³	1,8 t/m ³	1700 mm	2480 mm
Earth bucket, QAS, teeth	0,72 m ³	1,6 t/m ³	1700 mm	2455 mm
Earth bucket, QAS, bolt-on cutting edge	0,72 m ³	1,6 t/m ³	1700 mm	2420 mm
Light-material bucket, bolt-on cutting edge	0,80 m ³	1,2 t/m ³	1700 mm	2420 mm
Light-material bucket, bolt-on cutting edge	1,00 m ³	0,8 t/m ³	1850 mm	2380 mm
Multi-purpose bucket, QAS	0,60 m ³	1,6 t/m ³	1700 mm	2485 mm
Side-dump bucket, QAS, without teeth	0,50 m ³	1,8 t/m ³	1750 mm	2480 mm
High-tip bucket, QAS, without teeth	0,65 m ³	1,2 t/m ³	1850 mm	3390 mm
Quarry bucket, QAS	0,55 m ³	1,8 t/m ³	1850 mm	2500 mm

SPECIFICATIONS

[STANDARD EQUIPMENT]

ENGINE

Manufacturer, model	Deutz, D 2011 L04
Combustion	4-stroke cycle, direct fuel Injection
Number of cylinders	4 in line
Displacement	3,100 cm ³
Net power	36,4 kW / 50 HP 2 300 rpm
Cooling system	External oil cooling

ELECTRICAL SYSTEM

Nominal voltage	12 V
Battery	12 V / 100 Ah / 900 A (DIN-EN50342)
Generator	14 V / 95 A
Starter	12 V / 2,3 kW (3,1 HP)
Cold-starting aid	Glow plugs 12 V

HYDRAULIC SYSTEM

Pump capacity	41 l/min
Working pressure	250 bar
Proportional hydraulic valve with 3 control circuits and high-speed control for tilting. Simultaneous, independent control of all movements. Single, four-way control lever (multi-function lever) for tilt and lift cylinder with integrated travel direction selector switch and switch for additional control circuit. Float position in control circuit "Lowering", electro-hydraulically operated.	
Hydraulic cylinders : 1 lifting cylinders, 1 tilt cylinder, all dual-action (Z-machines 2 lifting cylinders). The thermostatically controlled oil circuit ensures that the oil temperature is promptly reached and avoids overheating. Return filter installed in hydraulic tank allows for eco-friendly replacement of filter elements	
Hydraulically switchable float position by overdriving the pressure point « lower » on the joystick, electrically switchable continuous operation function	
Single, four-way control lever (joystick) with integrated direction-of-travel switch and switch for additional control circuit.	

CABINE

Rubber-mounted full-vision steel cab, ROPS. Optional FOPS (with skylight guard).
Cabine featuring two doors.
Electric windscreen
Intermittent wipers and washer (front & rear).
Panoramic safety glass.
Sliding window on left-hand side.
Cab heating by engine coolant heat exchanger with 3-speed heater fan.
Windscreen defroster front & rear.
Radio pre-installation.

LIGHTING

Lighting system in compliance with German and European standards.
Halogen H7 headlamps.
2 working floodlights front

SPECIFICATIONS

FRAME AND TIRES

Front : rigid planetary final drive axle, centre-mounted disc brake. Limited slip-type differential 35%
Rear : oscillating planetary final drive axle, with integrated reduction gear, oscillation locking with slewed uppercarriage. Limited slip-type differential 35%
Angle of oscillation $\pm 12^\circ$
Service brake hydraulically actuated centre-mounted disc brake, acting in all 4 wheels via 4-wheel drive
Auxiliary brake hydrostatic through closed-circuit travel drive
Parking brake mechanically actuated centre-mounted disc brake on front axle
Tires 365/70 R18 SPT9 Dunlop

PERFORMANCE

Travel speed	0 - 20 km/h
Static tipping Load Straight	2920 kg
Static Tipping Load Full Turn	2580 kg
Breakout force (bucket)	42 kN
Traction force	31,6 kN
General purpose bucket (ISO 7546)	0.65 m ³
Gradability	30°
Noise level	LwA = 101 dB(A) / LpA = 75 dB(A)

SAFETY

Steering system : articulated steering, fully hydraulic, 1 steering cylinder with final positioning damping on both sides, oil supply via load-sensing priority valve, quick and easy steering even at engine idle-running speed

Total steering angle	80°
Driver's seat MSG85 with hydraulic cushioning, weight adjustable, longitudinal and height adjustment and lap belt in compliance with ISO 7096 & ISO 6683	
Rear-view mirrors foldable	
Self-lock differential 35% in front and rear axle	
Inch brake pedal	

VIBRATION VALUES IN COMPLIANCE WITH DIRECTIVE 2006/42/EC & EN474

Effective values of acceleration below for entire body	0.5 m/s ²
And for upper limbs	2.5 m/s ²

CAPACITIES

Fuel tank	75 l
Hydraulic tank	60 l

MAINTENANCE FREQUENCY

Change engine sump oil	1 000h
Change engine oil filter	1 000h
Change engine fuel filter	1 000h
Change hydraulic oil	1 000h
Change cooling fluid	according to demand (at least all 2 years)

MISCELLANEOUS

Multifunktions display / Smart Control : the driver can adjust the machine exactly to the environment, operation, and individual specific requirements.



SPECIFICATIONS

[OPTIONAL EQUIPMENT]

ENGINE

High-speed version 30 km/h | Guard for fan wheel.

KINEMATICS

Z-bar linkage (Z-Kinematics available).

HYDRAULIC SYSTEM

4th control circuit and installation on lift frame, incl. couplings and continuous operation e. g. for attachments with 2 hydr. functions | 4th control circuit, single-acting, with pressureless return and installation at rearend | Hydraulic outlet for front hand-held hammer, with flow divider | Open return, on lift frame | Bypass filter Kleenoil.

CABINE

FOPS II skylight guard | Yellow beacon | Independent diesel heating with timer | Right-hand door with sliding window | Radio installation kit | Working floodlight | Air conditioning.

CHASSIS AND TIRES

340/80 R 18 MPT 70 E Conti | 365/70 R 18 EM 01 Mitas | 365/70 R 18 MPT 70 E Conti | Non-standard tires available on request
SAFETY | Bucket & loader arm cylinder safety block valve | Loader arm cylinder safety block valves | Descent regulation valve.

COUPLERS

Ball head coupler | Rockinger trailer coupling.

MISCELLANEOUS

Special paint | Bio oil | Anti-theft device (immobiliser) | Electrical tank refilling pump | Rear axle weights, approx. 200kg | Back-up alarm for reverse travel | Travel Ride control system | Further optional equipment available on request.



YANMAR



Yanmar Compact Equipment Europe
25, rue de la Tambourine, 52100 SAINT-DIZIER
France

ycee-contact@yanmar.com

www.yanmarconstruction.eu

Printed in France - Materials and specifications are subject to change from the manufacturer without notice - Please contact your local Yanmar Compact Equipment Europe dealer for further information.

GB_V65_0919